



**GRUETZNER**  
AUTOMATIC LUBRICATION

# PRODUCT CATALOGUE















AUTOMATIC LUBRICATION

Edition 07/2023

modern lubrication technology



## Content

<b>Automatic lubrication</b>	3		<b>Lubricants</b>	20	
<b>G LUBE</b>	4		<b>Accessories</b>	22	
<b>SOLOLUBE</b>	6		<b>Distributors</b>	28	
<b>G LUBE OIL</b>	8		<b>Lubrication gears &amp; pinions</b>	30	
<b>G LUBE VIB</b>	10		<b>Brushes, applicators &amp; rolls</b>	34	
<b>LUB-S</b>	12		<b>Gruetzner sets</b>	38	
<b>LUBRICUS</b>	14		<b>Model scheme</b>	41	

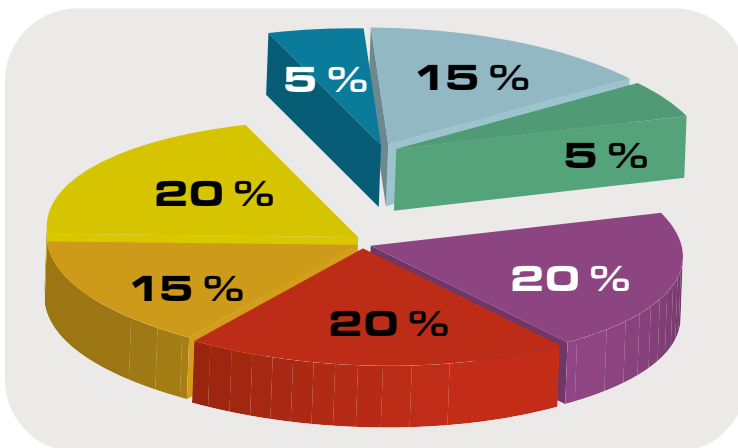
### Gruetzner GmbH

Gruetzner GmbH has been your specialist for automatic lubrication systems and maintenance tools since 1993. Our user-friendly lubrication solutions are used in almost all areas of maintenance in every industry across the globe.

Our offerings also include various maintenance accessories for areas such as bearing mounting. Decades of experience make us a skilled contact for all matters relating to lubrication technology.



## Bearing damage and its causes



- old lubricant
- not enough lubricant
- unsuitable lubricant
- solid impurities
- liquid impurities
- incorrect construction & assembly
- consequential damage

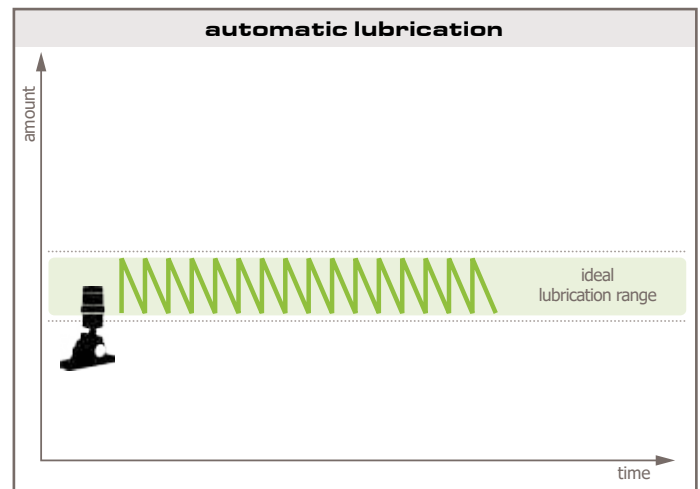
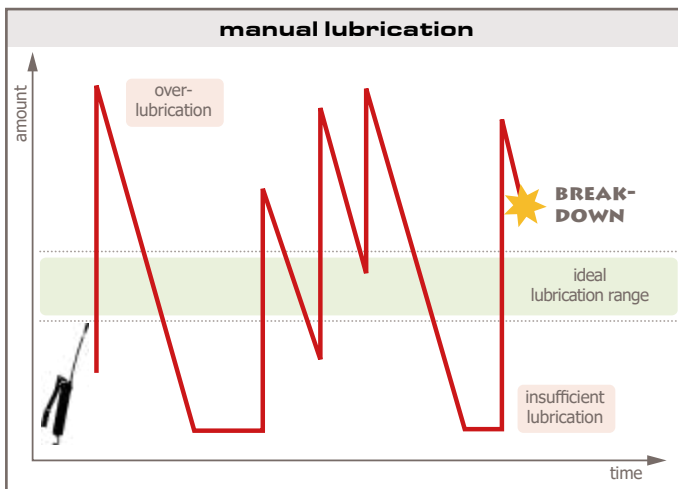
**More than half of all unforeseen bearing malfunctions are lubricant related!**

In 75% of cases, automatic lubricant dispensers help prevent bearing malfunction.

## The benefits of automatic lubricators


Automatic lubrication systems dispense small, precise amounts of lubricant at short, regular intervals.

The amount of time and personnel required for large plants, and machines located in hazardous areas mean that manual lubrication is often dangerous, impractical and expensive. Automatic lubrication systems as part of maintenance can resolve this issue.



Automatic lubrication systems prevent under- and over-lubrication, thus enhancing the service life of your machines.

## Automatic lubrication...



### ...reduces your costs

- saves time
- fewer machine breakdowns due to decreased wear
- lower lubricant consumption
- increased service life of bearings

### ...protects the environment

- needs-based lubricant dosage
- low risk of impurities and contamination

### ...improves work safety

**...enables monitoring and provides an overview**

# G LUBE



## G-LUBE - cost-effective, reliable, safe, ecological

G-LUBE is an electronically controlled single-point lubrication system, driven by a chemical reaction.

The dispenser excels through user-friendliness and a good cost-performance ratio. This product is the right choice for most lubrication applications: cost-effective, reliable, safe and ecological!

### Automatic lubrication through an electrochemical drive

G-LUBE combines all the advantages of gas-powered lubrication systems and is a cost-effective solution for users wishing to switch from manual to automatic lubrication and for those familiar with automatic lubrication systems.

The function is based on the proven technology of an electrochemical reaction that produces non-reactive nitrogen ( $N_2$ ) through the systematic use of an electrolyte. This type of pressure generation makes G-LUBE more temperature-independent than many conventional gas-powered lubrication systems.

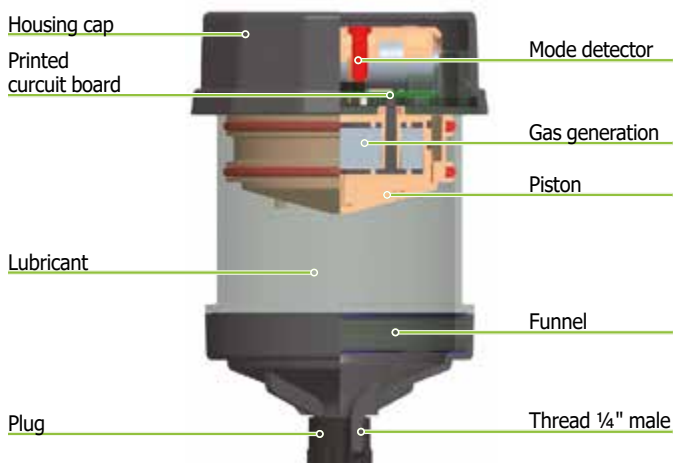
With pressure generation not exceeding 5 bar (73 psi) and at ambient temperatures from -20 °C to +55 °C G-LUBE guarantees up to 12 months of reliable operation. The lubrication system is available in the sizes 60, 120 and 240 ml.

### Benefit from the G-LUBE advantages

- Electrochemical drive
- Precise, reliable lubricant delivery
- Easy handling
- Activation without tools
- Environmentally friendly product, easy disposal
- Can be used outdoors
- Can be used in EX areas
- Dispensing period 1/3/6/9/12 months (modifiable at any time)
- Easy and fast to fill yourself
- Special fillings possible



## Design



## Technical data

Model	GL-60	GL-120	GL-240
Drive	electrochemical		
Operating pressure	max. 5 bar (73 psi)		
Distribution period	1/3/6/9/12 months		
Lubricant volume	60 ml	120 ml	240 ml
Lubricating medium	oils and greases up to NLGI 2		
Operating temperature	-20 °C to +55 °C		
Weight empty	~ 195 g	~ 205 g	~ 225 g
Dimensions (height x Ø)	91 mm x 77 mm	111 mm x 77 mm	156 mm x 77 mm
Distributor possible	-		
Certifications	ATEX, IP68		

## Filling - all-round service or independently

You can fill G-LUBE yourself in a few easy steps. Both oils and greases up to NLGI class 2 can be used.

Of course, you can always rely on our tried and tested standard lubricants (from page 20) or provide us with your own lubricant for filling.

Our all-round service is even more convenient: we take care of everything from the provision and filling of your desired lubricant to the delivery of the dispenser, ready for use.



### Self-filling

**You can refill G-LUBE yourself quickly and easily!**



G-LUBE can be used in almost all sectors and areas and can be activated without tools. For indirect installation, we recommend our extensive range of accessories on page 22 onwards.



# SOLOLUBE



## Sololube - precise electromechanical single-point lubrication

Sololube is a reliable, easy-to-operate lubricant dispenser with an electromechanical drive. Its precise delivery system makes Sololube equally suitable for the automatic lubrication of roller and friction bearings, gear racks, open transmissions or chains.

### Safe automatic lubrication

Sololube has a robust, very precise drive motor, supplied with voltage by a high-capacity 6 V Li battery or a 24 V power supply. The lubricant cartridge – optionally with 60, 150 or 250 ml content – is simply screwed to the drive unit.

With a delivery pressure of 7.5 bar (109 psi), Sololube works automatically and independent of temperature for up to a year. The dispensing period can be freely selected between 1 and 12 months (by altering the amount of lubricant dispensed). Changing the setting or switching the device off is of course possible at any time.

The performance of the Sololube is monitored with a clearly visible LED. The filling level of the lubricant cartridge is, moreover, clearly visible at all times through the transparent housing.

### Benefit from the Sololube advantages

- Precise, reliable delivery of lubricant
- Delivery pressure 7.5 bar (109 psi)
- Dispensing period 1–12 months
- Visual warning of malfunction (LED)
- Operating temperature -20 °C to +60 °C
- Can be used outdoors
- Independent of temperature
- Visual check possible at all times
- Hose up to 1.5 m long
- Special fillings available


### Models

Sololube is available in three models:

The **Xtra150** model uses a 150 ml cartridge. If a larger or very small amount of lubricant is required, **Xtra250** (250 ml) **Xtra60** (60 ml) apply. All models include a reusable electromechanical drive unit.



## Design



## Technical data

Model	Xtra60	Xtra150	Xtra250
Drive	electromechanical (reusable)		
Operating pressure	max. 7.5 bar (109 psi)		
Distribution period	1-12 months		
Lubricant volume	60 ml	150 ml	250 ml
Lubricating medium	oils and greases up to NLGI 2		
Operating temperature	-20 °C to +60 °C		
Working voltage	6.0 V (Li battery) or 24 V power supply		
Weight empty: battery/adaptor	~ 542 g ~ 563 g		~ 700 g ~ 730 g
Dimensions (height x Ø)	138 x 84 mm	151 x 84 mm	183 x 96 mm
Performance monitoring	green/red LED		
Distributor possible	-		

## Adapter for external power supply 24 VDC

In addition to classic battery operation, the Sololube lubricant dispenser is also available with external 24 V power supply.

Practical fact: With the 24 V adapter even customers who are already using the battery-operated device can easily and inexpensively switch to an external power supply.


The Sololube lubricant dispenser cap can be easily changed in seconds and intermittent machine-dependent operation is possible immediately. The adapter is connected using a two-core connection cable.



## Your gains

- + **No batteries, no follow-up costs**  
 + **Synchronisation with machine possible**
- + **Sololube already in use can be retrofitted**

## Installation





# G|LUBE OIL



## G-LUBE OIL - electromechanical lubricator for oil

As a purely battery-powered oil dispenser, G-LUBE OIL plays a special role in the ranks of automatic lubrication systems. The device is equally suited to the lubrication of chains, spindles and linear guides and has also demonstrated its value in multi-point lubrication. The autonomous operation and the variety of applications enable a wide range of uses.

### Autonomous and refillable



The autonomous battery operation, the large oil reservoir and the powerful pump technology mean that G-LUBE OIL offers many advantages. The 4.5 V battery allows flexible use in places where a 24 V power supply is not available or feasible. With the help of tubing, it is also possible to bridge even greater distances. At the same time, up to 10 lubrication points can be supplied by means of progressive distributors or splitters.

The display with its integrated LEDs offers very detailed status reports. Particularly practical: a countdown of the remaining duration can be read on the display at all times during operation.



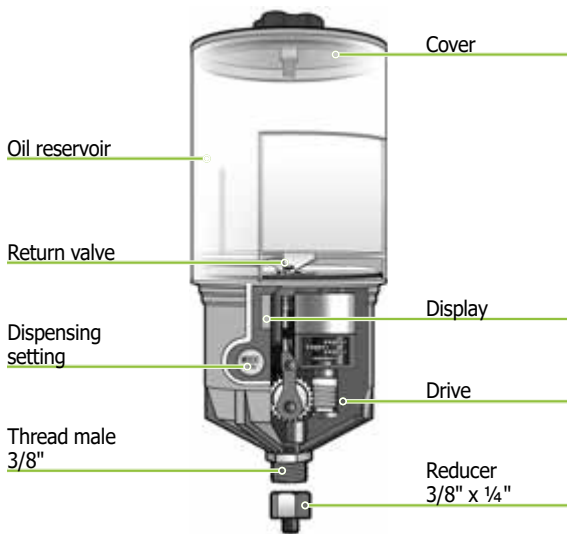
Due to its flexibility, G-LUBE OIL can be used in a variety of ways in all branches of industry, both indoors and outdoors, to ensure the regular and demand-oriented supply of oil to lubrication points. The intuitive operation on the display enables easy and straightforward commissioning on site.

### Benefit from the G-LUBE OIL advantages

- Refillable on-site
- Temperature-independent - linear discharge during the complete period
- Extra-large oil container of 500 ml
- Self-sufficient operation with battery operation
- Countdown of remaining duration on the display
- Numerous detailed status messages via display and LED



## Design



## Technical data

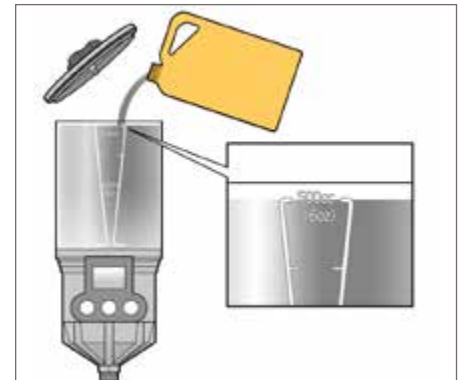
Model	<b>GL-OIL-500</b>
Drive	electromechanical (reusable)
Operating pressure	max. 10 bar (145 psi)
Distribution period	0,5/1/2/4/6/12/18/24 months
Lubricant volume	500 ml
Lubricating medium	oils > ISO VG 10
Operating temperature	Al battery: +5 °C to +60 °C Li battery: -15 °C to +60 °C
Working voltage	4,5 V (Al or Li battery)
Weight (empty)	~ 617 g
Dimensions (height x Ø)	229 x 99 mm
Performance monitoring	display & LED
Distributor possible	✓*

\*If a distributor is connected, the GL-BAT-L lithium battery is required.

## Cost saving due to refillability

The extra-large oil reservoir holds 500 ml and can be refilled directly on site every time it is completely emptied, without any complications and without special equipment. Since only the battery needs to be replaced after the dispensing time has expired, the use of G-LUBE OIL not only saves working hours, but also reduces the operational follow-up costs to a minimum.

The reduced disposal costs due to the simple refilling process not only reduce maintenance expenses, but also protect the environment.



In combination with our chain lubrication pinions and/or lubrication brushes, G-LUBE OIL supplies chains with oil reliably and as required. Our extensive range of accessories begins on page 22.





# G|LUBE VIB



## G-LUBE VIB - automatic lubricator with vibration sensor

G-LUBE VIB is an innovative electromechanical lubricator dispenser that only activates itself if the connected sensor registers vibrations. This makes it particularly suitable for intermittent operation. The battery power supply allows self-sufficient use and makes the G-LUBE VIB independent from an external power supply.

### Movement makes the difference



G-LUBE VIB is connected to a vibration sensor that is mounted quite easily on the relevant machine using a magnet.

The sensitivity of the sensor can be adjusted infinitely. During operation the G-LUBE VIB only lubricates in accordance with the entered settings if the sensor registers vibrations. This guarantees optimum lubrication even on machines that are not used regularly.

All functions are visible at all times on the built-in display.

### Models

G-LUBE VIB is available in the model versions 60, 125 and 250 ml.

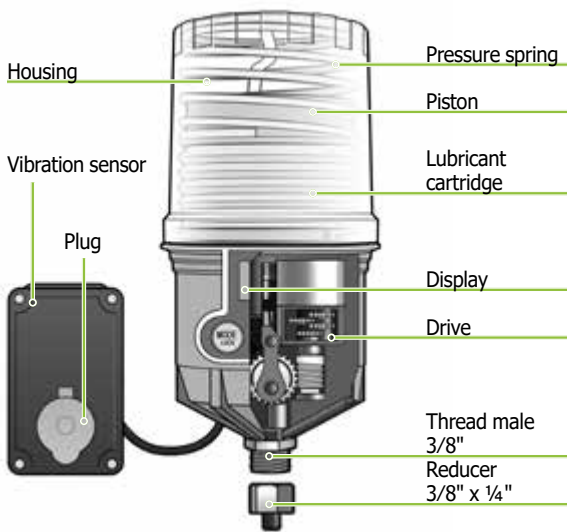
The reusable, electromechanical drive is identical for all models. If a different size is to be installed after discharge then it is only necessary to change the relevant lubricant cartridge and the correct, reusable top. All the parts, including the sensor cable, are available separately. This makes the G-LUBE VIB flexible and cost-effective to use. The reusability makes the device particularly environmentally friendly.

### Benefit from the G-LUBE VIB advantages

- Vibration sensor allows optimal lubrication
- Self-sufficient operation with battery operation
- One drive for all sizes
- Countdown of remaining duration on the display
- Numerous detailed status messages via display and LED



## Design



## Technical data

Model	GL-VIB-60	GL-VIB-125	GL-VIB-250
Drive	electromechanical (reusable)		
Operating pressure	max. 60 bar (870 psi)		
Distribution period	1-12 months		
Lubricant volume	60 ml	125 ml	250 ml
Lubricating medium	greases up to NLGI 2		
Operating temperature	Al battery: +5 °C to +60 °C Li battery: -15 °C to +60 °C		
Working voltage	4.5 V (Al or Li battery)		
Weight (without cartridge)	~ 732 g	~ 745 g	~ 810 g
Dimensions (height x Ø)	182 x 91 mm		208 x 91 mm
Performance monitoring	display & LED		
Distributor possible	✓*		

\*If a distributor is connected, the GL-BAT-L lithium battery is required.

## Detailed status reports

The display with its integrated LEDs offers very detailed status reports.

Particularly practical: a countdown of the remaining duration can be read on the display at all times during operation. The number of days since the last lubrication is also shown.

Error messages such as for an empty cartridge or low battery power can also be seen from far away in the form of flashing LEDs.



G-LUBE VIB ensures ideal lubrication in discontinuous operation by individual adjustment of the sensor. For an indirect installation we recommend our wide range of accessories (from page 22).



# LUB-S



## LUB-S - monitored lubrication of minimum volume

LUB-S can be used as single point lubricator or (by means of splitters or progressive distributors) as multipoint lubricator. Due to its extremely compact pump unit and its low weight it especially suits applications with lacking space.

### Models



Two types of LUB-S are available:

**LUB-S-B** runs with a 4.5 V battery and operates at up to 35 bar (508 psi). At low temperatures and/or with high back pressure we recommend using the more powerful lithium battery instead.

**LUB-S-V** uses 24 VDC and can be connected to PLC optionally. Its higher delivery pressure of up to 50 bar (725 psi) enables even more possible applications. Besides a 125 ml cartridge, a 250 ml cartridge can be screwed on anytime. The built-in display allows you to keep track of all functions.

### Advances through innovation

LUB-S unites up to 3 operating modes in one device and offers maximum flexibility:

- **Hour mode:** setting the number of hours for the lubrication cycles
- **Discharge time mode:** setting the time in months until the cartridge is empty
- **Pulse mode:** LUB-S-V can be integrated into an external control system (PLC) and then commanded and controlled using this.

Thus LUB-S can be used flexibly and can be adapted to modified framework conditions at any time.

### Benefit from the LUB-S advantages

- Battery operation or with 24 VDC
- Up to 10x higher feed pressure than with gas-operated lubricant dispensers
- Compact dimensions
- Easy to operate
- Fault / empty reporting
- Suitable for splitters / progressive distributors (LUB-S-V)
- Connection to PLC possible (LUB-S-V)
- Up to 3 operating modes




## Design



## Technical data

Model	LUB-S-B	LUB-S-V
Drive	electromechanical (reusable)	
Operating pressure	max. 35 bar (508 psi)	max. 50 bar (725 psi)
Distribution period	1-24 months time mode	1-24 months time mode or pulse control
Lubricant volume	125 ml	125 or 250 ml
Lubricating medium	oils and greases up to NLGI 2	
Operating temperature	Al battery: +15 °C to +60 °C Li battery: -15 °C to +60 °C	-15 °C to +60 °C
Working voltage	4.5 V	24 VDC
Weight empty	~ 433 g	~ 422 g
Dimensions (height x Ø)	152 x 83 mm	
Performance monitoring	LCD display & LED	OLED display
Distributor possible	-	✓

## LUB-S-V - multiple point lubrication



Thanks to its performance the LUB-S-V can also be used in combination with splitters or progressive distributors. This makes it possible to supply up to 10 lubrication points with one device.

All accessories such as fixing bracket, hose and distributors are available individually or in a practical set (see page 40). Progressive distributors with circulation monitoring are also available and can be integrated into the monitoring. This gives you an overview of all the functions at all times.

**Multiple point lubrication**  
**Up to 10 lubrication points with progressive distributor**



# LUBRICUS



## Lubricus - the adaptive and compact lubrication system

Lubricus offers a new portal to the world of automatic lubrication. With the highly versatile Lubricus lubrication system, both single lubrication points and a whole group of varied points can be provided with lubricant continuously over a long period of time.

### Flexible lubrication

Lubricus is an extremely compact lubrication unit for oils and greases up to NLGI class 2. The lubrication system works either autonomously with a battery back or using an external voltage supply (24 VDC). The lubricant cartridge – optionally with 250 or 400 ml content – is simply screwed to the drive unit.

Lubricus is suitable for the simple and reliable supply of lubrication to bearings, linear guides, chains and open tooth systems, for which special lubricating pinions and lubricating gearwheels are available.

Due to the compact dimensions, Lubricus is optimally suited for upgrades or retrofitting. The large variety of models enable an individually optimized lubrication solution for almost every application.


### Benefit from the Lubricus advantages

- Delivery pressure up to 70 bar (1015 psi)
- Connection to machinery controls possible
- Distribution period 1–36 months or pause time
- Optical warning in the case of malfunction (LED)
- Operating temperature -15 °C to +70 °C
- Fault/empty reporting
- Temperature-independent feed rate
- Oils and greases up to NLGI cl. 2
- Special fillings available



## Design

## Technical data



Model	Lubricus 250 ml	Lubricus 400 ml
Drive	electromechanical (reusable)	
Operating pressure	max. 70 bar (1015 psi)	
Distribution period	1 - 36 months / pause time	
Lubricant volume	250 ml	400 ml
Lubricating medium	oils and greases up to NLGI 2	
Operating temperature	-15 °C to +70 °C	
Working voltage	Li battery or 24 VDC	
Weight empty	~ 1050 - 1500 g	
Dimensions (WxHxD)	112 x 165 x 94 mm	112 x 196 x 94 mm
Performance monitoring	depending on device	
Distributor possible	✓	

## High flexibility through a wide range of models

Dependent upon the version, Lubricus comes with up to four outlets and is thus optimally suitable with multiple lubrication.



	Lubricus B	Lubricus B-EB	Lubricus V	Lubricus D
<b>Number of outlets</b>	1, 2	1, 2	1, 2	1, 2, 3, 4
<b>Performance monitoring</b>	LCD display & LED	LCD display & LED	OLED display	via PLC
<b>Working voltage</b>	battery	battery (external compartment)	24 V	24 V
<b>Distribution period</b>	1-36 months or pause time	1-36 months or pause time	1-36 months or pause time (intermittent operation possible)	pause time (individually adjustable)
<b>Control</b>	time mode	time mode	time mode pulse control	pulse control
<b>Operation</b>	directly at the device	directly at the device	directly at the device/ control using PLC	control using PLC



## Lubricus B - independent thanks to battery power



The battery-operated variant of the Lubricus lubrication system is always used when an autarkic operation is desired or necessary. The highly-efficient battery pack can optionally be set to empty the lubricant cartridge over a period of 1–36 months (or pause time).

- 1 or 2 outlets
- Lubricant volume 250 or 400 ml
- Supply pressure 70 bar (1015 psi)
- LCD display with LED
- "Quick-Check" (back-pressure readings)
- 1 to 36 months / pause time



## Lubricus B-EB - external battery



Lubricus B-EB is an enhanced version of Lubricus B. In addition to the already proven features, the lubrication system now comes with an external battery compartment. As a result, it is not only suitable for direct filling with oil but also extremely flexible and export friendly. There is no need for time-consuming and expensive battery shipments.

- all Lubricus B features
- external battery compartment
- OIL version: can be filled with your own oil cleanly and easily
- export friendly



## Lubricus V - take a break



The 24 V variant of the Lubricus lubrication system is always the right choice when an external power supply can be attached simply. LUB-V's strengths become particularly apparent during discontinuous operation.

- 1 or 2 outlets, 70 bar
- Lubricant volume 250 or 400 ml
- Supply pressure 70 bar (1015 psi)
- OLED display
- "Quick-Check" (back-pressure readings)
- Error readouts possible
- 1 to 36 months / pause time / pulse control
- OIL-Variante: eigene Befüllung mit Öl sauber und problemlos möglich



## Lubricus D - pulse control



Lubricus D is designed for external control and 24 VDC voltage supply. The feed pump in Lubricus D feeds the lubricant to the outlets in accordance with the control of the pump openings using PLC.

- 1, 2, 3 or 4 outlets
- Lubricant volume 250 or 400 ml
- Supply pressure 70 bar (1015 psi)
- Flexible, individual volume assignment
- Feedback to the connected unit
- Exact control and lubricant dosing
- OIL-Variante: eigene Befüllung mit Öl sauber und problemlos möglich



## PLC-controlled progressive distributor

Progressive distributors distribute the supplied lubricant to the various outlets. In addition to the use of classic and monitored progressive distributors (see page 28), a special progressive distributor, **which is controlled via the PLC**, can also be used.

The PRV-PLC is therefore an electronically and mechanically controlled distributor for grease and oil.

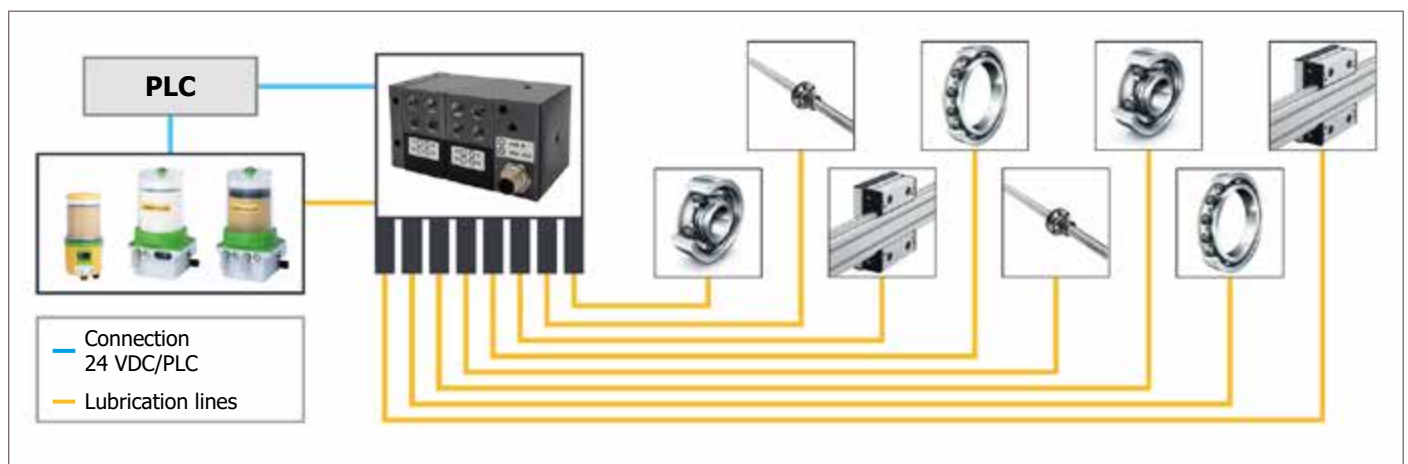
The individual outlets can be mechanically opened and closed independently of one another. This allows the user to program **individual lubrication quantities for each outlet** or to decide not to supply individual outlets. This unique dosing approach is particularly recommended for applications with highly varying lubrication requirements.



PRV-PLC with 4 and 8 outlets

Built-in check valves prevent the distributor from being affected by the lubrication points' varying counter pressures and ensure the PRV-PLC's excellent reliability.

## Application example for a PRV-PLC with 8 outlets






## Applications

### Food industry



**Mechanical engineering**



**Other branches**



Printing press



Automotive



Steel treatment



Agricultural engineering





Paper conversion



## Gruetzner standard lubricants










### Standard lubricants – greases

Grease  No. 	Base oil	NLGI class	Thickener	Operating temperature	Viscosity at +40 °C	Applications				
						Roller bearings	Plain bearings	Linear guides	Gears/ toothed racks	Spindles
<b>01</b> Multipurpose grease Water-resistant, long-term grease	mineral	2	Li-Ca	-30 °C to +130 °C	220	✓	✓	●	●	✓
<b>02</b> Multipurpose grease with MoS <sub>2</sub>	mineral	2	Li	-30 °C to +130 °C	195	●	✓	—	✓	—
<b>03</b> High temperature grease up to 160 °C <i>(with continuous relubrication 220 °C)</i>	Ester/SHC	1	PHS	-40 °C to +160 °C <i>(+220 °C)</i>	150	✓	✓	—	—	●
<b>04</b> High temperature grease up to 180 °C	mineral	1	Calcium sulfonate complex	-30 °C to +180 °C	220	✓	●	—	●	●
<b>05</b> High pressure grease	mineral	2	Calcium sulfonate complex	-30 °C to +150 °C	410	✓	✓	—	●	—
<b>06</b> Water-resistant fluid grease	mineral	0	Ca complex	-30 °C to +140 °C	120	✓	✓	✓	✓	●
<b>07</b> Special grease for gear drives	mineral	0	Li-Ca	-30 °C to +150 °C	800	—	✓	—	✓	●
<b>09</b> Special biodegradable grease	Ester	2	Li-Ca	-40 °C to +120 °C	130	✓	✓	●	●	—
<b>10</b> Special grease for the food, beverage and pharmaceuticals industry 	mineral	1	Al special	-20 °C to +160 °C	460	✓	✓	●	✓	●

✓ compatible    ● testing required    — incompatible

## Standard lubricants – oils

Oil	Base oil	Operating temperature	Viscosity at +40 °C	Applications					
				Roller bearings	Plain bearings	Linear guides	Gears/toothed racks	Spindles	Chains
<b>No.</b> 									
<b>14</b> Multipurpose oil	mineral	-10 °C to +90 °C	68	—	●	●	—	—	✓
<b>15</b> High-temperature chain oil	Ester/SHC	-20 °C to +300 °C	270	—	●	●	—	—	✓
<b>64</b> Special biodegradable oil	synthetic	-20 °C to +120 °C	145	—	●	●	—	—	✓
<b>70</b> Special oil for the food, beverage and pharmaceuticals industry (NSF-H1)	NSF synthetic	-30 °C to +140 °C	96	—	●	●	—	—	✓
<b>77</b> Medicinal white oil	NSF mineral	0 °C to +60 °C	70	—	●	●	—	—	✓

✓ compatible    ● testing required    — incompatible

## Self-filling & supplied lubricants

Our tested standard lubricants meet the highest standards and our range ensures that there is a standard type for almost every application. We also offer many of our products empty so that you can fill them with your own lubricant. Filling the lubricant yourself is easy and allows observation of certain stipulations such as periods of warranty and guarantee or safety regulations. Of course, we will be glad to fill the lubricant dispenser with your choice of lubricant – **simply contact us!**

Individual							NLGI class	Thickener
<b>No.</b>								
<b>00</b> Empty, for self-filling	✓	✓	✓	—	—	—	max. 2	any
<b>X</b> Filled with supplied lubricant	✓	✓	—	✓	✓	✓	max. 2	any



## Accessories







On the following pages you can find various accessory components that could be very helpful for the installation of our lubrication systems. Depending on whether the lubrication system is to be attached directly to the lubrication point or indirectly installed to dispense via a hose – here you will find the right connectors for easily and correctly installing our lubrication systems.







Please note that some connectors are only suitable for specific lubricant dispensers.

*All pictures are for illustration only, the actual product may differ.*

### Connectors







Art. no.	Reducers	Material							Fig. no.
SAT1020	Reducer G¼" x G1/8"	Brass nickel-plated	✓	✓	✓	✓	✓	✓	1
SAT1021	Reducer G¼" x G¼"	Brass nickel-plated	✓	✓	✓	✓	✓	✓	2
SAT1022	Reducer G¼" x M6	Brass nickel-plated	✓	✓	✓	✓	✓	✓	3
SAT1023	Reducer G¼" x M8	Brass nickel-plated	✓	✓	✓	✓	✓	✓	4
SAT1024	Reducer G¼" x M8x1	Brass nickel-plated	✓	✓	✓	✓	✓	✓	5
SAT1025	Reducer G¼" x M10	Brass nickel-plated	✓	✓	✓	✓	✓	✓	6
SAT1026	Reducer G¼" x M10x1	Brass nickel-plated	✓	✓	✓	✓	✓	✓	7
SAT1027	Reducer G¼" x M12	Brass nickel-plated	✓	✓	✓	✓	✓	✓	8
SAT1028	Reducer G¼" x M12x1.5	Brass nickel-plated	✓	✓	✓	✓	✓	✓	9
SAT1010	Connection nipple straight G¼" x G3/8"	Brass nickel-plated	✓	✓	✓	✓	✓	✓	10
SAT1011	Connection nipple straight G¼" x G1/2"	Brass nickel-plated	✓	✓	✓	✓	✓	✓	11
Figures									
<div></div>									
<div>1234567891011</div>									

Art. no.	Bent connections & other connectors	Material							Fig. no.
<b>SAT1001</b>	Bent connection 45° G $\frac{1}{4}$ " x G $\frac{1}{4}$ "	Malleable cast iron, galvanized	✓	✓	✓	✓	✓	✓	1
<b>SAT1001E</b>	Bent connection 45° G $\frac{1}{4}$ " x G $\frac{1}{4}$ "	Stainless steel/V4A	✓	✓	✓	✓	✓	✓	2

Art. no.	Bent connections & other connectors	Material							Fig. no.
<b>SAT1002</b>	Bent connection 90° G¼" x G¼"	Malleable cast iron, galvanized	✓	✓	✓	✓	✓	✓	3
<b>SAT1002E</b>	Bent connection 90° G¼" x G¼"	Stainless steel/V4A	✓	✓	✓	✓	✓	✓	4
<b>SAT1002MS</b>	Bent connection 90° R¼" x R¼"	Brass nickel-plated	✓	✓	✓	✓	✓	✓	5
<b>SAT1004</b>	Bent connection 90°, rotatable, R¼"	Brass	✓	✓	✓	✓	✓	✓	6
<b>SAT3020</b>	Double socket G¼" x G¼"	Brass nickel-plated	✓	✓	✓	✓	✓	✓	7
<b>SAT1093</b>	Double socket G¼" x G¼"	Brass nickel-plated	✓	✓	✓	✓	✓	✓	8
<b>SAT1050</b>	Y-manifold	Brass nickel-plated	✓	✓	✓	✓	✓	✓	9
<b>SAT3012</b>	Refill-nipple for filling Sololube	Brass nickel-plated	-	✓	-	-	-	-	10
<b>LAT1099</b>	Thread adapter M16x1.5 x G¼"	Stainless steel	-	-	-	-	✓	-	11






#### Figures




























Art. no.	Extensions & screwed connections (dimensions including external thread)	Material							Fig. no.
<b>SAT1040</b>	Extension 35 mm G¼" x G¼"	Brass nickel-plated	✓	✓	✓	✓	✓	✓	1
<b>SAT1041</b>	Extension 50 mm G¼" x G¼"	Brass nickel-plated	✓	✓	✓	✓	✓	✓	2
<b>SAT1042</b>	Extension 75 mm G¼" x G¼"	Galvanized steel	✓	✓	✓	✓	✓	✓	3
<b>SAT1043</b>	Extension 115 mm G¼" x G¼"	Galvanized steel	✓	✓	✓	✓	✓	✓	4
<b>SAT1045</b>	Screwed connection 25 mm, incl. 1 nut G¼"	Brass nickel-plated	✓	✓	✓	✓	✓	✓	5
<b>SAT1046</b>	Screwed connection 60 mm, incl. 2 nuts G¼"	Brass nickel-plated	✓	✓	✓	✓	✓	✓	6

















#### Figures














Art. no. straight	Art. no. angled	Hose adapters (for hose Ø 8 mm)	Material							Fig. no.
<b>SAT1060</b>	<b>SAT1060G</b>	Hose adapter R¼"	Brass nickel-plated	✓	✓	-	-	-	-	1
<b>SAT1070</b>	<b>SAT7076G-8</b>	Hose adapter R1/8"	Plastic, brass nickel-plated	✓	✓	-	-	-	-	2
<b>SAT7084-8</b>	<b>SAT7084G-8</b>	Hose adapter M6	Brass nickel-plated	✓	✓	-	-	-	-	3
<b>SAT7086-8</b>	<b>SAT7086G-8</b>	Hose adapter M8x1	Brass nickel-plated	✓	✓	-	-	-	-	4
<b>SAT7087-8</b>	<b>SAT7087G-8</b>	Hose adapter M10x1	Brass nickel-plated	✓	✓	-	-	-	-	5
<b>SAT1071</b>	<b>SAT1071G</b>	Hose adapter G¼"	Brass nickel-plated	✓	✓	-	-	-	-	6
<b>SAT1072</b>	-	Hose adapter R3/8"	Brass nickel-plated	✓	✓	-	-	-	-	7

Art. no. straight	Art. no. angled	Hose adapters (for hose Ø 8 mm)	Material							Fig. no.
<b>Figures</b>										
            										

Art. no. straight	Art. no. angled	Hose adapters (for hose Ø 6 mm)	Material							Fig. no.
LAT7097	LAT7097G	Hose adapter M5	Brass nickel-plated	-	-	✓	✓	✓	✓	1
LAT7084	LAT7084G	Hose adapter M6	Brass nickel-plated	-	-	✓	✓	✓	✓	2
LAT7085	LAT7085G	Hose adapter M6 x 0.75	Brass nickel-plated	-	-	✓	✓	✓	✓	3
LAT7089	LAT7089G	Hose adapter M8	Brass nickel-plated	-	-	✓	✓	✓	✓	4
LAT7086	LAT7086G	Hose adapter M8 x 1	Brass nickel-plated	-	-	✓	✓	✓	✓	5
LAT7087	LAT7087G	Hose adapter M10 x 1	Brass nickel-plated	-	-	✓	✓	✓	✓	6
LAT7076	LAT7076G	Hose adapter G1/8"	Brass nickel-plated	-	-	✓	✓	✓	✓	7
LAT7079	LAT7079G	Hose adapter G1/4"	Brass nickel-plated	-	-	✓	✓	✓	✓	8
<b>Figures</b>										
               										
















Art. no. straight	Art. no. angled	Hose connectors (hose to hose)	Material							Fig. no.
SAT1067	SAT1067G	Hose connector 8 mm to 8 mm	Brass nickel-plated	✓	✓	✓	-	-	-	1
LAT7100	LAT7100G	Hose connector 6 mm to 6 mm	Brass nickel-plated	-	-	✓	✓	✓	✓	2
LAT7101	-	Hose connector 6 mm to 8 mm	Brass nickel-plated	-	-	✓	✓	✓	✓	3
LAT1050-6	-	Hose connector 6 mm to 6 mm Y shape	Brass nickel-plated	-	-	✓	✓	✓	✓	4
LAT1050-8	-	Hose connector 8 mm to 8 mm Y shape	Brass nickel-plated	✓	✓	✓	-	-	-	5
<b>Figures</b>										
         										

## Hoses







Art. no.	Hose filling adapters & hoses	Material							Fig. no.
<b>SAT2000</b>	Hose Ø 8/6 mm, per meter	PU	✓	✓	✓	-	-	-	1
<b>LAT8002</b>	High pressure hose Ø 6/4 mm, per meter	PA12	-	-	-	✓	✓	✓	2
<b>LAT8005</b>	High-pressure and high-temperature hose up to 260 °C, Ø 6/4 mm, per meter	PTFE	-	-	-	✓	✓	✓	3
<b>SAT3017</b>	Hose filling adapter for hose 8 mm	Brass nickel-plated	✓	✓	-	-	-	-	4
<b>LAT3017</b>	Hose filling adapter for hose 6 mm	Brass nickel-plated	-	-	-	✓	✓	✓	5
<b>Figures</b>									
    									



















We fill all hoses with lubricant on request (according to scheme page 20 or individually customized).

## Batteries & 24 V adapters

Art. no.	Batteries & 24 V adapters							Fig. no.
<b>SOL-BAT</b>	Sololube battery, 6.0 V, suitable for all Sololube models	-	✓	-	-	-	-	1
<b>GL-BAT-A</b>	Al battery, 4.5 V incl. case for electromechanical G-LUBE	-	-	✓	✓	-	-	2
<b>GL-BAT-L</b>	Li battery, 4.5 V incl. case for electromechanical G-LUBE	-	-	✓	✓	-	-	3
<b>LAT-BAT-SA</b>	Al battery, 4.5 V for LUB-S-B	-	-	-	-	✓	-	4
<b>LAT-BAT-SL</b>	Li battery, 4.5 V for LUB-S-B	-	-	-	-	✓	-	5
<b>LAT-BAT-A</b>	Al battery, 6.0 V for Lubricus B (generation II, from 2020)	-	-	-	-	-	✓	6
<b>LAT-BAT-L</b>	Li high performance battery, 3.0 V for Lubricus B (generation I, until 2019)	-	-	-	-	-	✓	7
<b>LAT-BAT-4</b>	Li high performance battery, 6.0 V for Lubricus B (generation II, from 2020)	-	-	-	-	-	✓	8
<b>SOL-24 V-1</b>	Sololube 24 V adapter for external power supply (models: Xtra60, Xtra150)	-	✓	-	-	-	-	9
<b>SOL-24 V-2</b>	Sololube 24 V adapter for external power supply (model: Xtra250)	-	✓	-	-	-	-	9
<b>Figures</b>								
        								

## Brackets

Art. no.	Brackets	Material							Fig. no.
<b>GAT2800</b>	Universal mounting bracket	Stainless steel	✓	✓	✓	✓	✓	-	1

Art. no.	Brackets	Material							Fig. no.
<b>GAT2010</b>	Holding clamp for G-LUBE	Plastic	✓	-	-	-	-	-	2
<b>GAT2010M</b>	Magnetic holding clamp for G-LUBE	Plastic	✓	-	-	-	-	-	3
<b>GAT2008</b>	Steel holding clamp for G-LUBE	Galvanized steel, rubber	✓	-	-	-	-	-	4
<b>SAT1051</b>	Support adapter for G-LUBE G¼" x G¼"	Steel	✓	-	-	-	-	-	5
<b>SAT1052</b>	Support adapter for G-LUBE G¼" x G¼"	Stainless steel	✓	-	-	-	-	-	6
<b>SAT8020</b>	Mounting bracket for Sololube	Stainless steel	-	✓	-	-	-	-	7
<b>SAT7800</b>	Universal mounting bracket	Stainless steel	✓	✓	✓	✓	✓	-	8
<b>LAT8802</b>	Mounting bracket for LUB-S	Stainless steel	-	-	-	-	✓	-	9
<b>LAT8803</b>	Mounting bracket for LUB-S	Stainless steel	-	-	-	-	✓	-	10
<b>LAT8804</b>	Mounting bracket for LUB-S + progressive distributor	Stainless steel	-	-	-	-	✓	-	11
<b>LAT8801</b>	Mounting bracket for Lubricus	Coated zinc	-	-	-	-	-	✓	12
<b>Figures</b>									
           									










## Connection cables

For 12x1 connectors (4-pin, A-coded), connection cables are available in various lengths. The connection cable with LED angled connectors is particularly popular, as its LEDs also provide visual information about the device's operating status. Perhaps you need a special length? **Contact us!**












Art. no.	Connection cables							Fig. no.
<b>LAT-WI-0-5</b>	Connection cable, M12x1, open end, 5 m	-	-	-	-	✓	✓	1
<b>LAT-WI-0-10</b>	Connection cable, M12x1, open end, 10 m	-	-	-	-	✓	✓	1
<b>LAT-WI-8-5</b>	Connection cable, M12x1/M8x1, 5 m (connecting Lubricus C to Lubricus Controller)	-	-	-	-	-	✓	2
<b>LAT-WI-8-10</b>	Connection cable, M12x1/M8x1, 10 m (connecting Lubricus C to Lubricus Controller)	-	-	-	-	-	✓	2
<b>LAT-WI-ST-LED-5</b>	Connection cable, M12x1, open end, 5 m with LED angled socket	-	-	-	-	✓	✓	3
<b>LAT-WI-ST-LED-10</b>	Connection cable, M12x1, open end, 10 m with LED angled socket	-	-	-	-	✓	✓	3
<b>LAT 8080</b>	Power supply/transformer 230 VAC / 24 VDC incl. M12x1 connector (EU version)	-	-	-	-	✓	✓	4
<b>Figures</b>								
   								

## Protective covers

Art. no.	Protective covers							Fig. no.
<b>GAT2019-125</b>	Dust cover for GL-VIB-60 & GL-VIB-125	-	-	-	✓	-	-	1
<b>GAT2019-250</b>	Dust cover for GL-VIB-250	-	-	-	✓	-	-	1
<b>GAT2019-500</b>	Dust cover for G-LUBE OIL	-	-	✓	-	-	-	1
<b>LAT9092</b>	Protective cover for LUB-S	-	-	-	-	✓	-	2
<b>LAT9091</b>	Protective cover for Lubricus 400 ml	-	-	-	-	-	✓	3
<b>LAT9090</b>	Protective cover incl. holder for Lubricus 400 ml	-	-	-	-	-	✓	4
<b>Figures</b>								
   								

## Other accessories

Art. no.	Other accessories							Fig. no.
GAT9050	Vibration sensor	-	-	-	✓	-	-	1
SAT2021	Check valve G1/4" x G1/4"	-	✓	-	-	-	-	2
GAT5060	Oil throttle	✓	-	-	-	-	-	3
Figures								
<div></div> <div>123</div>								

## Distributors

### Splitters

Splitters portion the lubricant quantity evenly across the outlets and are suitable for oils and greases up to NLGI class 2. The amount of lubricant yielded by the lubrication system can be split into two, three or four parts and then transported to the lubrication point.



Art. no.	Splitter (divider) for grease OR oil	Material							Fig. no.
<b>LAT-Split-2</b>	Splitter 1:2 for grease	Aluminium	-	-	-	✓*	✓	✓	1
<b>LAT-Split-3</b>	Splitter 1:3 for grease	Aluminium	-	-	-	✓*	✓	✓	2
<b>LAT-Split-4</b>	Splitter 1:4 for grease	Aluminium	-	-	-	✓*	✓	✓	3
<b>LAT-Split-20</b>	Splitter 1:2 for oil >ISO VG100	Aluminium	-	-	✓*	-	✓	✓	1
<b>LAT-Split-30</b>	Splitter 1:3 for oil >ISO VG100	Aluminium	-	-	✓*	-	✓	✓	2
<b>LAT-Split-40</b>	Splitter 1:4 for oil >ISO VG100	Aluminium	-	-	✓*	-	✓	✓	3
<b>LAT-Split-20-S</b>	Splitter 1:2 for oil <ISO VG100	Aluminium	-	-	✓*	-	✓	✓	1

Figures









\* If a distributor is connected, the GL-BAT-L lithium battery is required.

### Progressive distributors

The progressive distributors have a variable modular design. Lubricant is "forcibly" progressively distributed via a follow-up piston. In this way, the amount of lubricant yielded by the lubrication system can be split equally. Progressive distributors can be used for oils and greases up to NLGI class 2.

All progressive distributors are also offered as part of a LUB-S-V set (see page 40).



Art. no.	Progressive distributors (PRV) for grease and oil			Material							Fig. no.
<b>LAT-PRV-2</b>	2 outlets	<b>LAT-PRV-3</b>	3 outlets	Aluminium	-	-	✓*	✓*	✓	✓	1 2
<b>LAT-PRV-4</b>	4 outlets	<b>LAT-PRV-5</b>	5 outlets	Aluminium	-	-	✓*	✓*	✓	✓	3 4
<b>LAT-PRV-6</b>	6 outlets	<b>LAT-PRV-7</b>	7 outlets	Aluminium	-	-	✓*	✓*	✓	✓	5 6
<b>LAT-PRV-8</b>	8 outlets	<b>LAT-PRV-9</b>	9 outlets	Aluminium	-	-	✓*	✓*	✓	✓	7 8
<b>LAT-PRV-10</b>	10 outlets			Aluminium	-	-	✓*	✓*	✓	✓	9

Figures


















\* If a distributor is connected, the GL-BAT-L lithium battery is required.

### Monitored progressive distributors

This extended version of a progressive distributor enables remote operation monitoring. A signal is transferred to a sensor and an evaluable return signal is generated at each piston movement. LEDs on the connector's housing then indicate the switching status of the progressive distributor.












Art. no.	Monitored progressive distributors (PRV-M) for grease and oil			Material							Fig. no.
<b>LAT-PRV-2-M</b>	2 outlets	<b>LAT-PRV-3-M</b>	3 outlets	Aluminium	-	-	✓*	✓*	✓	✓	1 2
<b>LAT-PRV-4-M</b>	4 outlets	<b>LAT-PRV-5-M</b>	5 outlets	Aluminium	-	-	✓*	✓*	✓	✓	3 4
<b>LAT-PRV-6-M</b>	6 outlets	<b>LAT-PRV-7-M</b>	7 outlets	Aluminium	-	-	✓*	✓*	✓	✓	5 6
<b>LAT-PRV-8-M</b>	8 outlets	<b>LAT-PRV-9-M</b>	9 outlets	Aluminium	-	-	✓*	✓*	✓	✓	7 8
<b>LAT-PRV-10-M</b>	10 outlets			Aluminium	-	-	✓*	✓*	✓	✓	9
<b>Figures</b>											
        											

\* If a distributor is connected, the GL-BAT-L lithium battery is required.

### PLC-controllable progressive distributors

This extended progressive distributor version is controlled via the PLC. The individual outlets can be mechanically opened and closed independently of one another. Built-in check valves prevent the distributor from being affected by the lubrication points' varying counter pressures and ensure the PRV-PLC's excellent reliability.



Art. no.	PLC-controllable progressive distributors for grease and oil			Material							Fig. no.
<b>LAT-PRV-4-PLC</b>	4 outlets			Zinc die casting	-	-	-	-	✓	✓	1
<b>LAT-PRV-8-PLC</b>	8 outlets			Zinc die casting	-	-	-	-	✓	✓	2
<b>LAT-PRV-12-PLC</b>	12 outlets			Zinc die casting	-	-	-	-	✓	✓	3
<b>Figures</b>											
  											



## Lubrication gears & chain lubrication pinions


### Lubrication gears & axles

#### Lubrication gears

The lubricant passes through the axle and appropriate holes in the foam material. With just a low contact pressure, the stored lubricant is released again. The open-cell PU foam stores the lubricant and releases it again in very small doses. In this way, over-lubrication is effectively prevented, as is possible wear caused by a lack of lubrication. Operating temperature: -30 °C to +150 °C

Lubrication gears can be combined with all Gruetzner lubricant dispensers.



Gear tooth system				Module	Width
straight	sloping right rising	sloping left rising			
Art. no.			Lubrication gears		
<b>LAT-SZ-G-2</b>	<b>LAT-SZ-R-2</b>	<b>LAT-SZ-L-2</b>	Lubrication gear module 2, incl. sleeve, without axis	02	20 mm
<b>LAT-SZ-G-3</b>	<b>LAT-SZ-R-3</b>	<b>LAT-SZ-L-3</b>	Lubrication gear module 3, incl. sleeve, without axis	03	30 mm
<b>LAT-SZ-G-4</b>	<b>LAT-SZ-R-4</b>	<b>LAT-SZ-L-4</b>	Lubrication gear module 4, incl. sleeve, without axis	04	40 mm
<b>LAT-SZ-G-5</b>	<b>LAT-SZ-R-5</b>	<b>LAT-SZ-L-5</b>	Lubrication gear module 5, incl. sleeve, without axis	05	50 mm
<b>LAT-SZ-G-6</b>	<b>LAT-SZ-R-6</b>	<b>LAT-SZ-L-6</b>	Lubrication gear module 6, incl. sleeve, without axis	06	60 mm
<b>LAT-SZ-G-8</b>	<b>LAT-SZ-R-8</b>	<b>LAT-SZ-L-8</b>	Lubrication gear module 8, incl. sleeve, without axis	08	80 mm
<b>LAT-SZ-G-10</b>	<b>LAT-SZ-R-10</b>	<b>LAT-SZ-L-10</b>	Lubrication gear module 10, incl. sleeve, without axis	10	100 mm
Figures					
 <div style="display: flex; justify-content: space-around; margin-top: 5px;"> <span>straight</span> <span>sloping left rising</span> <span>sloping right rising</span> </div>					

#### Axles

Different fastening axles are available for the lubricating gearwheels. Dependent on the installation or supply of lubricant, right-angled or straight axles can be used.


Mounting options for the axles can be found on page 32.

Axles can be combined with all Gruetzner lubrication gears.



Straight axes				Angled axes			
Art. no.	Fixing of axle	Thread hollow axle	Width	Art. no.	Fixing of axle	Thread hollow axle	Width
<b>LAT-A-2</b>	M10	M6	20 mm	<b>LAT-A-2G</b>	M8	M10x1	20 mm
<b>LAT-A-3</b>	M10	M6	30 mm	<b>LAT-A-3G</b>	M8	M10x1	30 mm
<b>LAT-A-4</b>	M10	M6	40 mm	<b>LAT-A-4G</b>	M8	M10x1	40 mm
<b>LAT-A-5</b>	M16	M10x1	50 mm	<b>LAT-A-5G</b>	M8	M10x1	50 mm
<b>LAT-A-6</b>	M16	M10x1	60 mm	<b>LAT-A-6G</b>	M8	M10x1	60 mm
<b>LAT-A-8</b>	M16	M10x1	80 mm	<b>LAT-A-8G</b>	M8	M10x1	80 mm
<b>LAT-A-10</b>	M16	M10x1	100 mm	<b>LAT-A-10G</b>	M8	M10x1	100 mm

**Figures**



## Chain lubrication pinions

Besides lubricant brushes, chain lubrication pinions are a very reliable, clean alternative for lubricating chains. As with the lubricating of gearwheels, the lubricant passes through the axle and corresponding holes into the foam material, the pinion ensures quiet running.

Chain lubrication pinions can be combined with all Gruetzner lubricant dispensers and used with oil only. The open-cell PU foam rollers transfer the lubricant in a point-wise manner to the surfaces of the lugs of roller chains. The mechanical force to drive the rollers is ensured by a low-wear plastic pinion. Chain lubrication pinions are designed for use with oil and at an operating temperature between -30 °C and +60 °C. Special models suitable for larger temperature ranges are available on request.



Simplex		Duplex		Chain lubrication pinions with straight axle	Fixing of axle	Thread hollow axle
Art. no.	ISO no.	Art. no.	ISO no.			
<b>LAT-KR-S-08</b>	08 B-1	<b>LAT-KR-D-08</b>	08 B-2	Chain lubrication pinion with straight axle, ½" x 5/16"	M10	M6
<b>LAT-KR-S-10</b>	10 B-1	<b>LAT-KR-D-10</b>	10 B-2	Chain lubrication pinion with straight axle, 5/8" x 3/8"	M10	M6
<b>LAT-KR-S-12</b>	12 B-1	<b>LAT-KR-D-12</b>	12 B-2	Chain lubrication pinion with straight axle, ¾" x 7/16"	M10	M6
<b>LAT-KR-S-16</b>	16 B-1	<b>LAT-KR-D-16</b>	16 B-2	Chain lubrication pinion with straight axle, 1" x 17 mm	M10	M6
<b>LAT-KR-S-20</b>	20 B-1	<b>LAT-KR-D-20</b>	20 B-2	Chain lubrication pinion with straight axle, 1¼" x ¾"	M16	M10x1
<b>LAT-KR-S-24</b>	24 B-1	<b>LAT-KR-D-24</b>	24 B-2	Chain lubrication pinion with straight axle, 1½" x 1"	M16	M10x1
<b>LAT-KR-S-32</b>	32 B-1	<b>LAT-KR-D-32</b>	32 B-2	Chain lubrication pinion with straight axle, 2" x 1¼"	M16	M10x1

**Figures**



Simplex		Duplex		Chain lubrication pinions with angled axle	Fixing of axle	Thread hollow axle
Art. no.	ISO no.	Art. no.	ISO no.			
<b>LAT-KR-S-08G</b>	08 B-1	<b>LAT-KR-D-08G</b>	08 B-2	Chain lubrication pinion with angled axle, 1/2" x 5/16"	M8	M10x1
<b>LAT-KR-S-10G</b>	10 B-1	<b>LAT-KR-D-10G</b>	10 B-2	Chain lubrication pinion with angled axle, 5/8" x 3/8"	M8	M10x1
<b>LAT-KR-S-12G</b>	12 B-1	<b>LAT-KR-D-12G</b>	12 B-2	Chain lubrication pinion with angled axle, 3/4" x 7/16"	M8	M10x1
<b>LAT-KR-S-16G</b>	16 B-1	<b>LAT-KR-D-16G</b>	16 B-2	Chain lubrication pinion with angled axle, 1" x 17 mm	M8	M10x1
<b>LAT-KR-S-20G</b>	20 B-1	<b>LAT-KR-D-20G</b>	20 B-2	Chain lubrication pinion with angled axle, 1 1/4" x 3/4"	M8	M10x1
<b>LAT-KR-S-24G</b>	24 B-1	<b>LAT-KR-D-24G</b>	24 B-2	Chain lubrication pinion with angled axle, 1 1/2" x 1"	M8	M10x1
<b>LAT-KR-S-32G</b>	32 B-1	<b>LAT-KR-D-32G</b>	32 B-2	Chain lubrication pinion with angled axle, 2" x 1 1/4"	M8	M10x1

#### Figures



Simplex



Duplex

If you have a special application that is too complex for lubrication using standard chain lubrication pinions, you can use a special lubricating roll (see page 36).

### Mounting chain lubrication pinions & lubrication gears

#### Spring steel sheets with chain lubrication pinion

Spring steel sheets allow the chain lubrication pinions to be installed quickly and easily. A light preload ensures the continuous supply of lubricant; a further advantage of this type of installation is that the whole assembly can flexibly yield to fluctuations and vibrations. The spring steel sheet is available in both short and long versions and can be combined with an **angled axle**.



Spring steel sheets with chain lubrication pinion	Simplex		Duplex	
	Steel sheet short	Steel sheet long	Steel sheet short	Steel sheet long
Chain lubrication pinion 1/2" x 5/16"	✓	✓	✓	✓
Chain lubrication pinion 5/8" x 3/8"	✓	✓	✓	✓
Chain lubrication pinion 3/4" x 7/16"	✓	✓	✓	✓
Chain lubrication pinion 1" x 17 mm	✓	✓	✓	-
Chain lubrication pinion 1 1/4" x 3/4"	✓	-	-	-

#### Figures



Simplex with steel sheet short




Duplex with steel sheet long

### Tensioning elements

The tensioning element enables the setting of an optimum contact pressure. In addition, the sturdy construction ensures stability and so increases work safety during operation. The tensioning element can only be used with **straight axles** (deflection max. 50 mm, clamping force 350 N).





Art. no.	Tensioning elements	Material	Figures
<b>LAT-SP-10</b>	Tensioning element for axle M10	Steel	 <i>exemplary illustration</i>
<b>LAT-SP-16</b>	Tensioning element for axle M16	Steel	

### Flexible brackets

A flexible, springy bracket is a simple installation option for chain lubrication pinions or lubrication gears. Thanks to the spring built into the joint, the contact pressure can be individually adjusted, and at the same time the bracket can also cushion counter-movements. Depending upon the size of the axle used, the holes in the flexible bracket are either size M10 or M16. The bracket is available with the flexible joint on either the right or left side.



Art. no.	Flexible brackets	Material	Figures
<b>LAT-FL-WI-L-10</b>	Bracket left for axle M10	Steel	 <i>exemplary illustration chain lubrication pinion and hose screw connection not included in the scope of delivery</i>
<b>LAT-FL-WI-R-10</b>	Bracket right for axle M10	Steel	
<b>LAT-FL-WI-L-16</b>	Bracket left for axle M16	Steel	
<b>LAT-FL-WI-R-16</b>	Bracket right for axle M16	Steel	



## Brushes, applicators & rolls

### Brushes

Thanks to the broad range of brush accessories, the lubrication dispensers can be ideally and professionally installed on the corresponding chain applications with round or square brushes. Exact dosage and precise feed substantially decrease lubricant consumption. Brushes can be combined with all Gruetzner lubricant dispensers and used with oil only.



Art. no.	Brushes	Length of bristles (mm)	Top feeding	Both-sided feeding	Material	Fig. no.
<b>SAT2041</b>	Round brush Ø 28 mm, thread R 1/4"	15	✓	-	Polyamide	1
<b>SAT2034</b>	Round brush Ø 28 mm, thread R 1/4"	45	✓	-	Polyamide	2
<b>GAT2038</b>	Square brush 25 mm width, thread G 1/4", 2 blind plugs included	20	✓	✓	Aluminium, polyamide	3
<b>GAT2035</b>	Square brush 40 mm width, thread G 1/4", 2 blind plugs included	20	✓	✓	Aluminium, polyamide	4
<b>GAT2036</b>	Square brush 70 mm width, thread G 1/4", 2 blind plugs included	20	✓	✓	Aluminium, polyamide	5
<b>GAT2037</b>	Square brush 100 mm width, thread G 1/4", 2 blind plugs included	20	✓	✓	Aluminium, polyamide	6
<b>SAT2034-HT</b>	High temperature round brush Ø 25 mm, thread G 1/4", up to 300 °C	45	✓	-	Brass, stainless steel	7
<b>SAT2036-HT</b>	High temperature square brush 57 mm width, thread G 1/4", up to 300 °C	28	✓	-	Brass, stainless steel	8

**Figures**



## Oil applicators

Applicators apply oil evenly and purposefully to chains and are characterised by particular durability: The application surface consists of 100% wear-resistant PU foam. The durability of the material not only allows it to be used with high-speed chains up to 5 m/s, which cannot be lubricated by brushes or pinions. Sensitive areas such as food production also benefit from the extremely low abrasion, as contamination of the environment can be almost ruled out.

The oil applicator is supplied completely pre-assembled, including spring plate and hose connector, and can be installed quickly and easily.

Applicators can be combined with all Gruetzner lubricators and used with oil only.



Art. no.	Oil applicators	Width	Material	Fig. no.
<b>GAT-AP-30</b>	Oil applicator with spring steel and hose connector (Ø 6 mm, integrated check valve)	30 mm	Polyamide, PU foam	1
<b>GAT-AP-45</b>	Oil applicator with spring steel and hose connector (Ø 6 mm, integrated check valve)	45 mm	Polyamide, PU foam	2
<b>GAT-AP-60</b>	Oil applicator with spring steel and hose connector (Ø 6 mm, integrated check valve)	60 mm	Polyamide, PU foam	3
<b>GAT-AP-85</b>	Oil applicator with spring steel and hose connector (Ø 6 mm, integrated check valve)	85 mm	Polyamide, PU foam	4

Figures



## Oil applicator for lifts

To avoid dry friction, elevator guide rails must be lubricated continuously. Use of an oil applicator reduces maintenance and cleaning work, both in the cabin and shaft.

The rail is simultaneously lubricated and cleaned. The device is installed either directly on the cabin roof or on the guide shoe.



Art. no.	Oil applicator for lifts	Width	Material	Fig. no.
<b>GAT2042</b>	Oil applicator for lifts, rail width 5-16 mm, thread G¼", incl. reducer SAT1021	58 mm	Polyamide, PU foam	1

Abbildungen



On page 40 you will find complete kits for mounting and commissioning the elevator applicator.

## Lubricating rolls

For many applications, such as special chains or wheel flange lubrication, it is difficult to find a "one size fits all" solution. For cases such as these we offer lubricating rolls made from various materials that come in different widths and diameters. Special sizes with straight or angled axles are also possible – **simply contact us!**

Brushes can be combined with all Gruetzner lubricant dispensers and used with oil only.



Lubricating rolls (diameter x width)	Material	Straight axles	Angled axles	
		Without steel sheet	Steel sheet short	Steel sheet long
		Art. no.	Art. no.	Art. no.
Lubricating roll 30 mm x 45 mm	PU foam	<b>LAT-RO-30-45-A</b>	<b>LAT-RO-30-45-FG</b>	-
Lubricating roll 40 mm x 30 mm	PU foam	<b>LAT-RO-40-30-A</b>	<b>LAT-RO-40-30-FG</b>	-
Lubricating roll 50 mm x 60 mm	PU foam	<b>LAT-RO-50-60-A</b>	<b>LAT-RO-50-60-FG</b>	-
Lubricating roll 70 mm x 50 mm	PU foam	<b>LAT-RO-70-50-A</b>	<b>LAT-RO-70-50-FG</b>	-
Lubricating roll 100 mm x 100 mm	PU foam	<b>LAT-RO-100-100-A</b>	-	-
Lubricating roll for wheel flange 60 mm x 20 mm	Plastic	-	-	<b>LAT-RO-90-20-FFG-S</b>
Lubricating roll for wheel flange 90 mm x 20 mm	Plastic	-	-	<b>LAT-RO-60-20-FFG-S</b>

### Figures



*Lubricating roll with straight axle*



*Lubricating roll with angled axle  
and steel sheet short*



*Lubricating roll for wheel flange*

Condition on delivery: unassembled



## Applications of accessories

Other branches









## Gruetznér sets

### Direct mounting



The best option for installing single-point lubricant dispensers is direct installation at the lubrication point. Lubrication nipple out, reducer in (if needed) and directly attach the lubrication dispenser. Please order the desired lubrication system separately.

**Please order lubricator separately**



Starter set: direct mounting							Consisting of	Fig. no.
Art. no.								
GL-Set-DM	✓	-	-	-	-	-	SAT1020 Reducer G $\frac{1}{4}$ " x G1/8" SAT1022 Reducer G $\frac{1}{4}$ " x M6	1
SOL-Set-DM	-	✓	-	-	-	-	SAT1024 Reducer G $\frac{1}{4}$ " x M8x1 SAT1026 Reducer G $\frac{1}{4}$ " x M10x1	
GL-VIB-Set-DM	-	-	-	✓	-	-	SAT1041 Extension 50 mm SAT1001 Bent connection 45°	
LUB-S-B-Set-DM	-	-	-	-	✓	-	SAT1020 Reducer G $\frac{1}{4}$ " x G1/8" SAT1022 Reducer G $\frac{1}{4}$ " x M6 SAT1024 Reducer G $\frac{1}{4}$ " x M8x1	
LUB-S-V-Set-DM	-	-	-	-	✓	-	SAT1026 Reducer G $\frac{1}{4}$ " x M10x1 LAT1099 Thread adapter M16x1.5 x G $\frac{1}{4}$ "	2



Figures









### Indirect mounting

If direct installation is not possible for structural reasons, lubricant dispensers can be installed indirectly. Our indirect installation starter sets include appropriate connectors, hose adapters and hoses to match the type of system. Please order the desired lubrication system separately.

**Please order lubricator separately**

Starter set: indirect mounting							Consisting of	Fig. no.
Art. no.								
GL-Set-IM	✓	-	-	-	-	-	GAT2010 Bracket for lubricator SAT2000 Hose Ø 8/6 mm, 1 m SAT1020 Reducer G $\frac{1}{4}$ " x G1/8" SAT1022 Reducer G $\frac{1}{4}$ " x M6 SAT1024 Reducer G $\frac{1}{4}$ " x M8x1 SAT1026 Reducer G $\frac{1}{4}$ " x M10x1 SAT1060 Hose adapter G $\frac{1}{4}$ " SAT1071 Hose adapter G $\frac{1}{4}$ "	1












Starter set: indirect mounting									Fig. no.	
Art. no.							Consisting of			
SOL-Set-IM	-	✓	-	-	-	-	SAT7800 SAT2000 SAT1020 SAT1022 SAT1024 SAT1026 SAT1071	Bracket for lubricator Hose Ø 8/6 mm, 1 m Reducer G¼" x G1/8" Reducer G¼" x M6 Reducer G¼" x M8x1 Reducer G¼" x M10x1 Hose adapter G¼"	2	
GL-OIL-Set-IM	-	-	✓	-	-	-	SAT7800 LAT8002 LAT7079 LAT7079G SAT1046 GAT2035 GL-BAT-A	Bracket for lubricator Hose Ø 6/4 mm, 3 m Hose adapter G¼" Hose adapter G¼" angled Screwed connection 60 mm G¼" Square brush 40 mm width Al battery	3	
GL-VIB-Set-IM	-	-	-	✓	-	-	SAT7800 LAT8002 LAT7079 LAT7084G LAT7087G LAT7076G LAT7079G GL-BAT-A	Bracket for lubricator Hose Ø 6/4 mm, 3 m Hose adapter G¼" Hose adapter M6 angled Hose adapter M10x1 angled Hose adapter G1/8" angled Hose adapter G¼" angled Al battery	4	
LUB-S-B-Set-IM	-	-	-	-	✓	-	LAT8803 LAT8002 LAT7087 LAT7084G	Bracket for lubricator Hose Ø 6/4 mm, 3 m Hose adapter M10x1 Hose adapter M6 angled	LAT-BAT-SA Al battery	5
LUB-S-V-Set-IM	-	-	-	-	✓	-	LAT7087G LAT7076G LAT7079G	Hose adapter M10x1 angled Hose adapter G1/8" angled Hose adapter G¼" angled	LAT-WI-0-5 Connection cable	
LUB-Set-B	-	-	-	-	-	✓	LAT8002 LAT7084G LAT7087G	2x Hose Ø 6/4 mm, 2 m 2x Hose adapter M6 angled 2x Hose adapter M10x1 angled	LAT-BAT-4 Li battery	6
LUB-Set-V	-	-	-	-	-	✓	LAT7076G LAT7079G	2x Hose adapter G1/8" angled 2x Hose adapter G¼" angled	LAT-WI-0-10 Connection cable	

**Figures**


### Progressive distributor sets

To enable multipoint lubrication, progressive distributor sets suiting LUB-S-V are available. Those sets consist of a LUB-S-V drive unit, a progressive distributor (which can be chosen from 2 to 10 outlets on page 28), a special mounting bracket, a small piece of high-pressure hose and a hose connector. The sets are assembled completely and all components are pre-filled with lubricant. Please order the lubricant cartridge separately.

**Please order cartridge separately**

Progressive distributor set							Consisting of	
Art. no.								
<b>LUB-S-V-Set-PRV</b>	-	-	-	-	✓	-	LUB-S-V LAT8804 LAT8002 LAT7087 PRV	Drive Bracket for lubricator Hose Ø 6/4 mm, 5 cm Hose adapter M10x1 Progressive distributor
<b>Figures</b>								
    								



### Lubrication sets for elevator rails








To avoid dry friction, elevator guide rails must be lubricated continuously. The lubrication set for elevator rails is a complete solution for mounting and commissioning oil applicators for elevator rails. In addition to the mount, it also includes a storage bottle to hold 50 ml of universal oil and, optionally, a lubricant dispenser.

Art. no.	Lubrication sets for elevator rails	Consisting of		Incl. lubricator	Fig. no.
<b>GAT6330</b>	Lubrication set for elevator rails without lubricator	KA-005	Storage bottle with 50 ml of universal oil (no. 14)	-	1
<b>GAT6310</b>	Lubrication set for elevator rails incl. G-LUBE 60 ml	GAT2042 GAT2880 SAT1021	2x Oil applicator for lifts 2x Mounting bracket 2x Reducer G $\frac{1}{4}$ " x G $\frac{1}{4}$ "	2x GL14-60	2
<b>GAT6320</b>	Lubrication set for elevator rails incl. G-LUBE 120 ml	GAT4040 GAT4041	4x Hexagonal nut M6x16 4x Screw M6x40 mm	2x GL14-120	3

#### Figures



## Model scheme

Model	Distribution period	Lubricant volume	Operating pressure max.	Working voltage	Self-fillable	Refillable (cartridge replacement if necessary)	Other	Page
<b>Electrochemical single point lubrication</b>								
	<b>G-LUBE</b>	1, 3, 6, 9, 12 months	60 ml 120 ml 240 ml	5 bar 73 psi	3.0 V battery	✓	-	 4
<b>Electromechanical single point lubrication</b>								
	<b>Sololube</b>	1-12 months	60 ml 150 ml 250 ml	7.5 bar 108 psi	6.0 V battery or 24 VDC	✓	✓	6
	<b>G-LUBE OIL</b>	0,5, 1, 2, 4, 6, 12, 18, 24 months	500 ml	10 bar 145 psi	4,5 V battery	✓	✓	operation with oil multipoint lubrication possible 8
	<b>G-LUBE VIB</b>	1-12 months (intermittent operation possible)	60 ml 125 ml 250 ml	30 bar 435 psi	4.5 V battery	-	✓	vibration sensor multipoint lubrication possible 10
	<b>LUB-S</b>	1-24 months	125 ml 250 ml	35/50 bar 435/725 psi	4.5 V battery or 24 VDC	-	✓	multipoint lubrication possible when operating at 24 VDC 12
<b>Electromechanical multipoint lubrication</b>								
	<b>Lubricus B</b>	1-36 months or pause time	250 ml 400 ml	70 bar 1015 psi	6.0 V battery	-	✓	1-2 outlets 14
	<b>Lubricus B-EB</b>				6.0 V external battery	-	✓	
	<b>Lubricus V</b>	1-36 months or pause time (intermittent operation possible)			24 VDC	-	✓	14
	<b>Lubricus D</b>	pause time (individually adjustable)				-	✓	1-4 outlets external control / PLC 14



# GRUETZNER

MAINTENANCE EQUIPMENT

## Maintenance & mounting



### Our maintenance equipment...

#### ...protects your bearings

- correctly installed bearings have a significantly longer operating life
- no mechanical damage to the bearing

#### ...reduces your costs

- saves time
- fewer machine breakdowns
- decreased wear

**...and with our filters you can optimise your preventive maintenance even further!**

